




## KinExA 4000 & Autosampler Cleaning Guide

The following cleaning procedure is recommended monthly or as needed to control contamination. Be sure to clean the buffer bottle, particle reservoirs, and the instrument to avoid recontamination.

Before cleaning the Autosampler, the pressure transducer needs to be bypassed to avoid corrosion. See How to Guide 238 - Bypassing the Pressure Transducer (HG238) for instructions.

### KinExA 4000 & Autosampler

- Whenever any new solution is introduced, a buffer change procedure should be performed to put an air bubble between the solutions. Introducing a bubble to the buffer line reduces mixing of the new solution with the old. Newer versions of the KinExA Pro Software have an automated tool that guides a user through the procedure.
- For software versions 3.6.5 and newer, click on the buffer change icon {
  - **KinExA® Cleaning Solution (overnight step)**: Open the night wash {
    - **Buffer of choice**: Open up the fast rinse {

### Propellers and Wash Station

- Submerge the propellers in the bleach solution using caution not to break or bend the propellers. Rinse the propeller with DIH<sub>2</sub>O and submerge in KinExA cleaning solution. Rinse again with DIH<sub>2</sub>O and let the propellers dry.
- Remove the wash station from the instrument before cleaning by removing the plumbing connections and turning the wash station counter-clockwise (left). Be careful when removing the plumbing from the wash station as some liquid will run out.
- Rinse the wash station with the bleach solution by pouring the solution into the two reservoirs. Repeat this with DIH<sub>2</sub>O then KinExA cleaning solution and a final DIH<sub>2</sub>O rinse.

**The KinExA Instrument and Autosampler may now be used.**

**Note**: If the Autosampler is connected to the instrument and the original sample lines of the instrument will not be used for a week or more, be sure to rinse them several times with DIH<sub>2</sub>O prior to attaching the Autosampler to avoid salt crystal formation. If you do not plan to use them at all, you may air dry the lines as well (rinse several times without liquid).

*\* It is important to keep the bleach solution below 0.5% NaOCl (sodium hypochlorite). If using household bleach, (≈ 5% NaOCl) a 20 fold dilution is adequate. If using concentrated sodium hypochlorite solution (≈ 10-15% NaOCl) a 40 fold dilution should be used.*